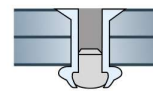
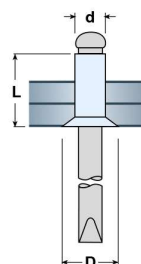


## RIVETTO IN ACCIAIO TESTA SVASATA CON CHIEDO ACCIAIO ZINCATO



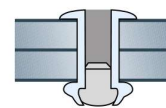
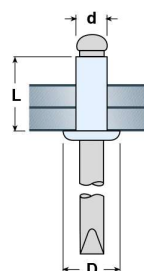
d mm	L mm	D mm	FORO mm	 N	 N	conf.
3,0	6	6,0	3,1	1100	950	1000
3,0	8	6,0	3,1	1100	950	1000
3,0	10	6,0	3,1	1100	950	1000
3,0	12	6,0	3,1	1100	950	1000

d mm	L mm	D mm	FORO mm	 N	 N	conf.
3,2	6	6,0	3,3	1200	1100	1000
3,2	8	6,0	3,3	1200	1100	1000
3,2	10	6,0	3,3	1200	1100	1000
3,2	12	6,0	3,3	1200	1100	1000
3,2	14	6,0	3,3	1200	1100	1000

d mm	L mm	D mm	FORO mm	 N	 N	conf.
4,0	8	7,5	4,2	2200	1700	1000
4,0	10	7,5	4,2	2200	1700	1000
4,0	12	7,5	4,2	2200	1700	500
4,0	14	7,5	4,2	2200	1700	500
4,0	16	7,5	4,2	2200	1700	500

d mm	L mm	D mm	FORO mm	 N	 N	conf.
4,8	10	9,0	5,0	3100	2900	500
4,8	12	9,0	5,0	3100	2900	500
4,8	14	9,0	5,0	3100	2900	500
4,8	16	9,0	5,0	3100	2900	500
4,8	18	9,0	5,0	3100	2900	500
4,8	20	9,0	5,0	3100	2900	500
4,8	22	9,0	5,0	3100	2900	500

## RIVETTO IN ACCIAIO ZINCATO CON CHiodo ACCIAIO ZINCATO



d mm	L mm	D mm	FORO mm	 N	 N	conf.
4,8	8	9,5	5,0	3100	2900	500
4,8	10	9,5	5,0	3100	2900	500
4,8	12	9,5	5,0	3100	2900	500
4,8	14	9,5	5,0	3100	2900	500
4,8	16	9,5	5,0	3100	2900	500
4,8	18	9,5	5,0	3100	2900	500
4,8	20	9,5	5,0	3100	2900	500
4,8	24	9,5	5,0	3100	2900	250
4,8	30	9,5	5,0	3100	2900	250

d mm	L mm	D mm	FORO mm	 N	 N	conf.
6,0	10	12,0	6,2	4800	4300	250
6,0	12	12,0	6,2	4800	4300	250
6,0	15	12,0	6,2	4800	4300	250
6,0	18	12,0	6,2	4800	4300	250
6,0	22	12,0	6,2	4800	4300	250
6,0	26	12,0	6,2	4800	4300	250
6,0	30	12,0	6,2	4800	4300	250

d mm	L mm	D mm	FORO mm	 N	 N	conf.
6,4	10	13,0	6,5	5700	4900	250
6,4	12	13,0	6,5	5700	4900	250
6,4	15	13,0	6,5	5700	4900	250
6,4	18	13,0	6,5	5700	4900	250
6,4	22	13,0	6,5	5700	4900	250
6,4	26	13,0	6,5	5700	4900	200
6,4	30	13,0	6,5	5700	4900	200