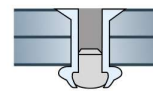
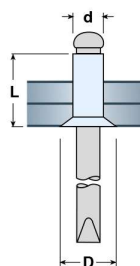




## RIVETTO IN ALLUMINIO A TESTA SVASATA CON CHiodo ACCIAIO ZINCATO

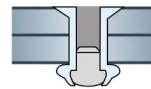
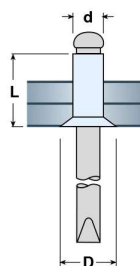


d mm	L mm	D mm	FORO mm	 N	 N	conf.
2,4	6	5,0	2,5	500	300	1000
2,4	8	5,0	2,5	500	300	1000
2,4	10	5,0	2,5	500	300	1000

d mm	L mm	D mm	FORO mm	 N	 N	conf.
3	6	6,0	3,1	800	500	1000
3	8	6,0	3,1	800	500	1000
3	10	6,0	3,1	800	500	1000
3	12	6,0	3,1	800	500	1000
3	14	6,0	3,1	800	500	1000

d mm	L mm	D mm	FORO mm	 N	 N	conf.
3,2	6	6,0	3,3	980	760	1000
3,2	8	6,0	3,3	980	760	1000
3,2	10	6,0	3,3	980	760	1000
3,2	12	6,0	3,3	980	760	1000
3,2	14	6,0	3,3	980	760	1000
3,2	16	6,0	3,3	980	760	1000

## RIVETTO IN ALLUMINIO A TESTA SVASATA CON CHiodo ACCIAIO ZINCATO



d mm	L mm	D mm	FORO mm	 N	 N	conf.
4,0	6	7,5	4,1	1600	1200	1000
4,0	8	7,5	4,1	1600	1200	1000
4,0	10	7,5	4,1	1600	1200	1000
4,0	12	7,5	4,1	1600	1200	500
4,0	14	7,5	4,1	1600	1200	500
4,0	16	7,5	4,1	1600	1200	500
4,0	18	7,5	4,1	1600	1200	500
4,0	20	7,5	4,1	1600	1200	500

d mm	L mm	D mm	FORO mm	 N	 N	conf.
4,8	8	9,0	5,0	2230	1690	500
4,8	10	9,0	5,0	2230	1690	500
4,8	12	9,0	5,0	2230	1690	500
4,8	14	9,0	5,0	2230	1690	500
4,8	16	9,0	5,0	2230	1690	500
4,8	18	9,0	5,0	2230	1690	500
4,8	20	9,0	5,0	2230	1690	500
4,8	25	9,0	5,0	2230	1690	250
4,8	30	9,0	5,0	2230	1690	250
4,8	35	9,0	5,0	2230	1690	250